

Signify Classified - Internal
Cooper Lighting Solutions Photometric Lab
1121 Highway 74 South
Peachtree City, GA 30269



Scaled data based on original data using
LM-79-08 Approved Method: Electrical and Photometric Measurements of Solid-
State Lighting Products

Test Report Prepared for
Cooper Lighting Solutions
(formerly Eaton)

Brand: INVUE

Report Number: P868582

Luminaire Tested: **EMM2-HTN-SA2C-750-U-T3-HSS**

Issue Date: 08/22/2024



Test Information

Test Method: LM-79-08
Report Number: P868582
Test Lab: INNOVATION CENTER(G3)
Issue Date: 08/22/2024
Manufacturer: COOPER LIGHTING SOLUTIONS (FORMERLY EATON)
Product Line: INVUE
Catalog Number: EMM2-HTN-SA2C-750-U-T3-HSS
Description: EPIC MODERN TALL HOUSING DISCRETE LED ARRAYS 120W 70CRI 5000K
FIXTURE w/ TYPE III DISTRIBUTION OPTIC AND HOUSE SIDE SHIELD
Light Source: (20) 5000K CCT, 70 CRI LEDS
Ballast/Driver: ELECTRONIC DRIVER

Summary

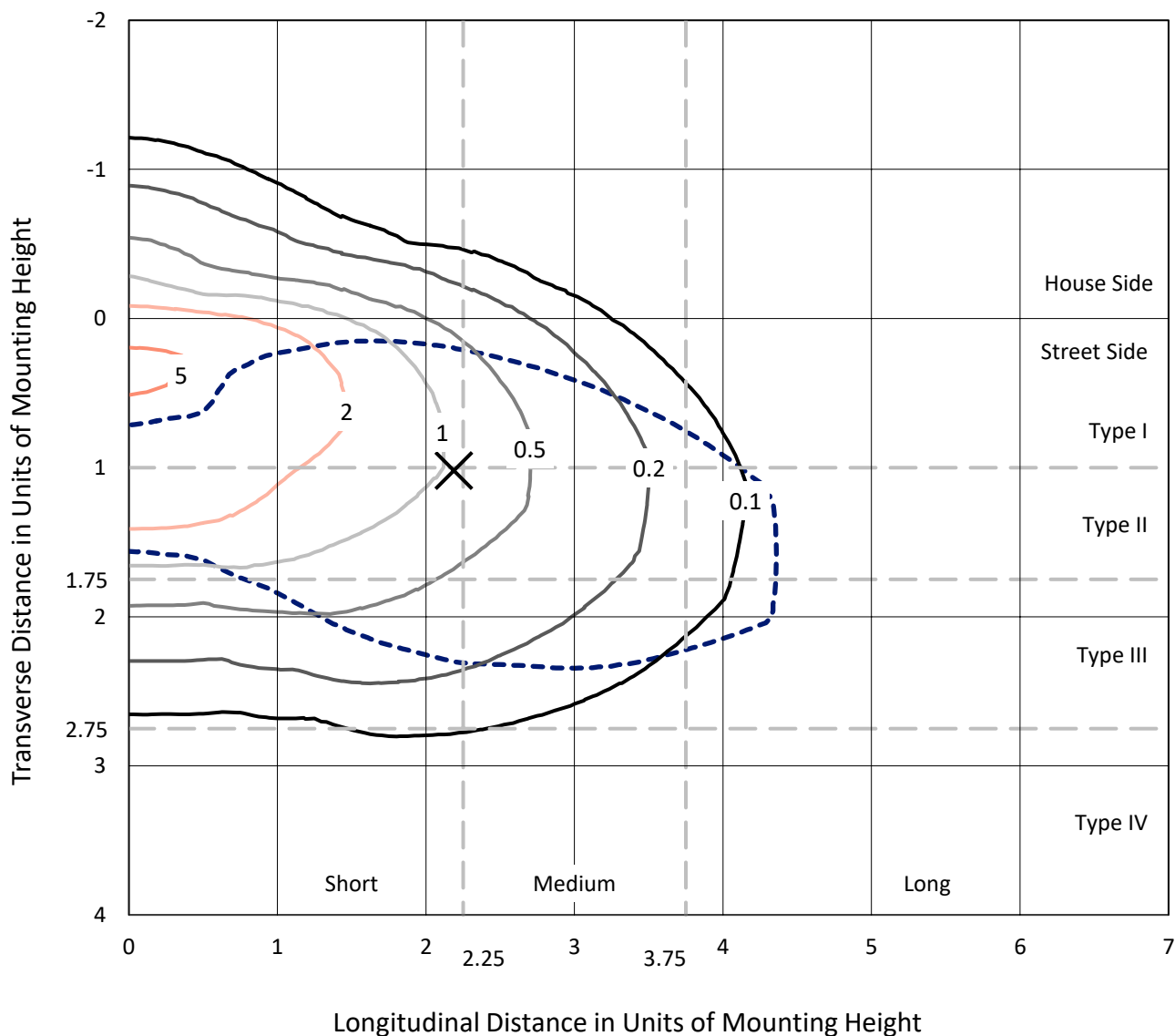
Lumens per Lamp: N/A
Luminaire Lumens: 9483.4 lumens
Efficiency: N/A
Efficacy: 93.9 lumens/watt
Luminous Opening: Rectangular (W 0.67' x L: 0.33' x H: 0')
IES Classification: Type III - Short
BUG Rating: B1 - U0 - G2

Input Watts (W): 101
Input Voltage (V): 120
Input Current (A_{in}): NR
Voltage Rise (V): NR
Power Factor: 0.99
Total Harmonic Distortion (THDi): 9.45%
Frequency (hertz): 60
Stabilization Time: NR
Operation Time: NR
Ambient Temperature (°C): NR
Test Distance: 24 FT

REPORT NUMBER: P868582
 CATALOG NUMBER: EMM2-HTN-SA2C-750-U-T3-HSS

Iso-Footcandle Lines of Horizontal Illumination

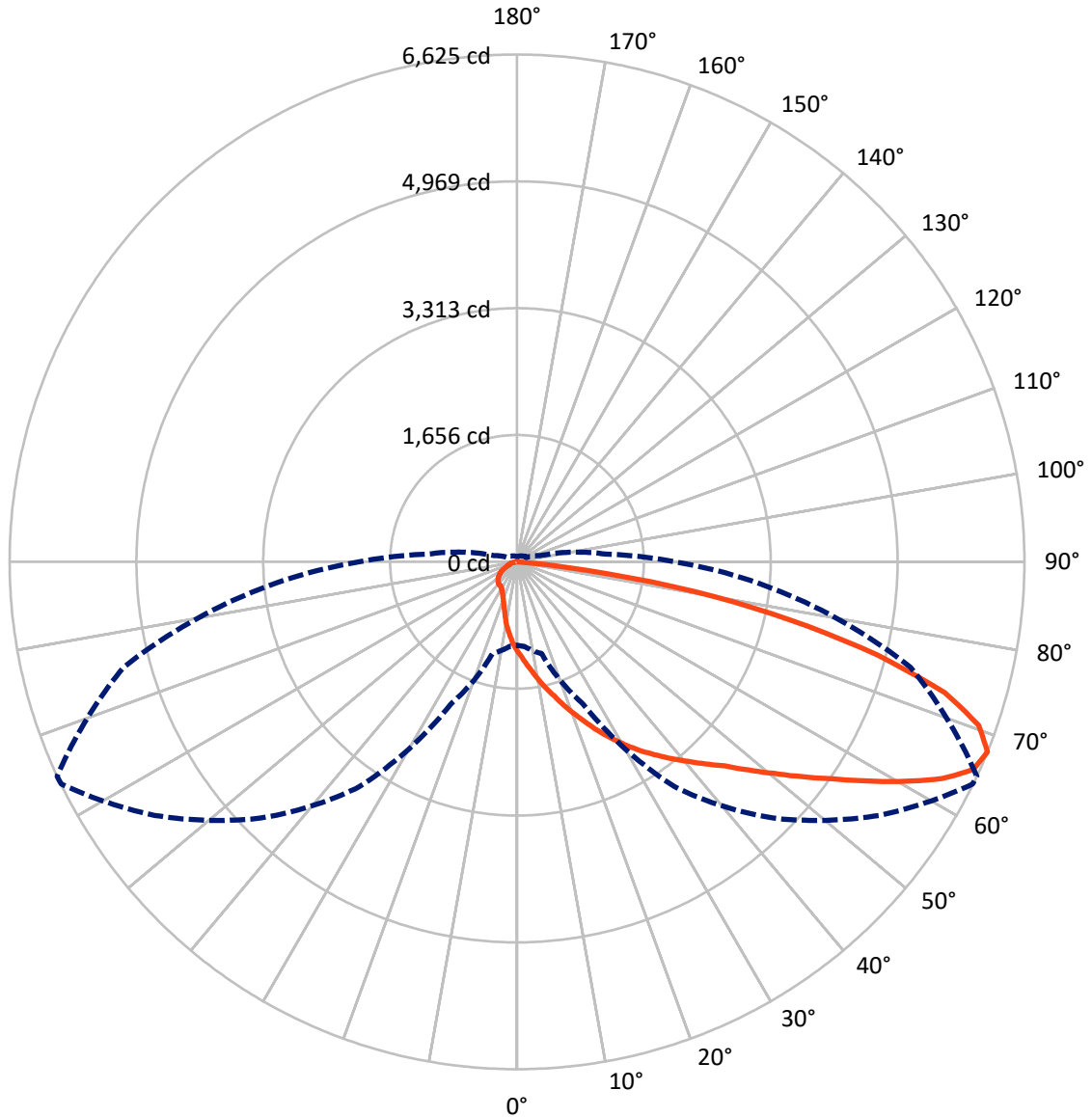
× Max cd
 - - - 1/2 Max cd



Based on 20 foot mounting height. Maximum calculated value = 5.4 fc
 Type III - Short - N/A

REPORT NUMBER: P868582
CATALOG NUMBER: EMM2-HTN-SA2C-750-U-T3-HSS

Luminous Intensity Polar Plot



— Vertical Plane Through 65-Deg Lateral - - - Horizontal Cone Through 67.5-Deg Vertical

REPORT NUMBER: P868582
 CATALOG NUMBER: EMM2-HTN-SA2C-750-U-T3-HSS

FLUX DISTRIBUTION:

		Downward	Upward	Total
House Side	Lumens	923.0	0.0	923.0
	% Fixture	9.7	0.0	9.7
Street Side	Lumens	8560.4	0.0	8560.4
	% Fixture	90.3	0.0	90.3
Total	Lumens	9483.4	0.0	9483.4
	% Fixture	100.0	0.0	100.0

Coefficient of Utilization

ZONAL LUMENS:

Zone	Lumens	% Fixture
0°-10°	114.7	1.2
10°-20°	380.5	4.0
20°-30°	692.6	7.3
30°-40°	1071.8	11.3
40°-50°	1620.3	17.1
50°-60°	2107.9	22.2
60°-70°	2079.4	21.9
70°-80°	1265.8	13.3
80°-90°	150.4	1.6
90°-100°	0.0	0.0
100°-110°	0.0	0.0
110°-120°	0.0	0.0
120°-130°	0.0	0.0
130°-140°	0.0	0.0
140°-150°	0.0	0.0
150°-160°	0.0	0.0
160°-170°	0.0	0.0
170°-180°	0.0	0.0
0°-90°	9483.4	100.0
0°-180°	9483.4	100.0



REPORT NUMBER: P868582

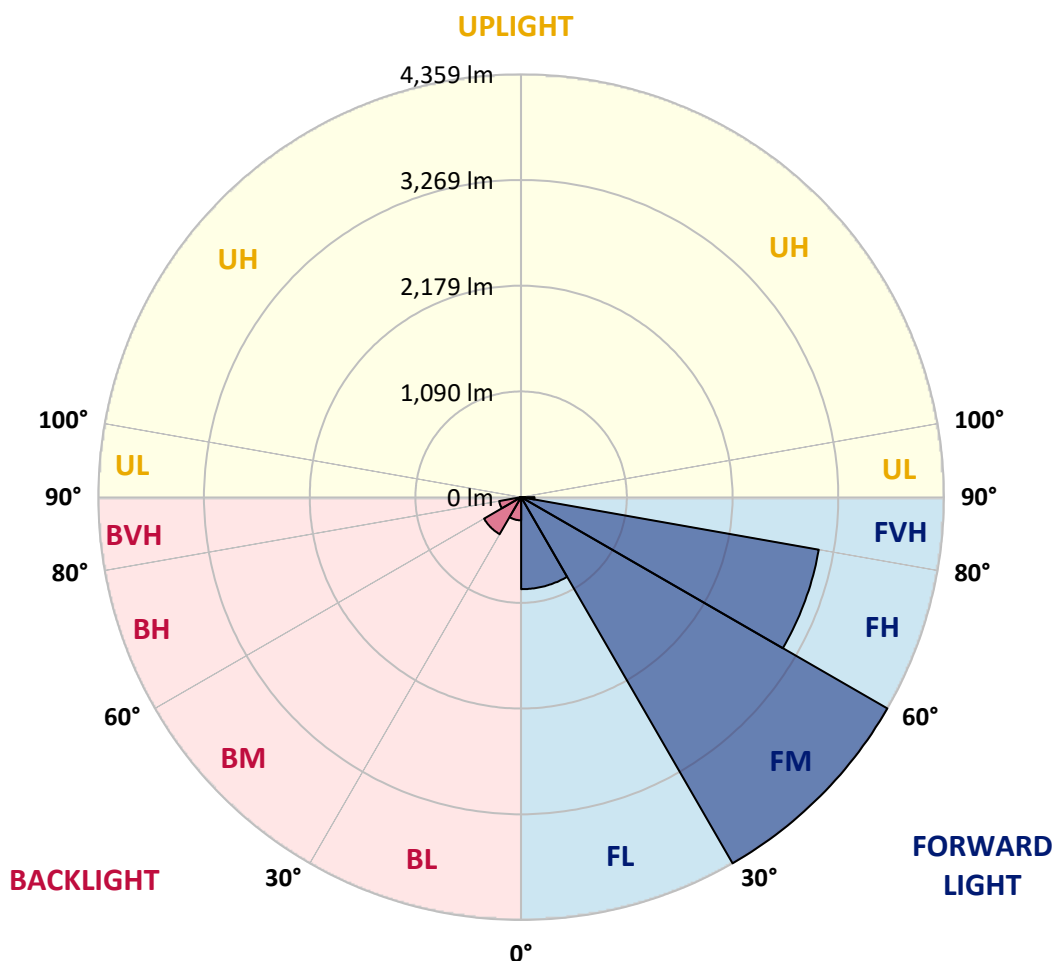
CATALOG NUMBER: EMM2-HTN-SA2C-750-U-T3-HSS

LUMINAIRE CLASSIFICATION SYSTEM LUMEN TABLE AND BUG RATING:

Zone	Lumens	% Fixture	Zone Rating/Lumen Limit		
			B	U	G
FL (0°-30°)	948.9	10.0			
FM (30°-60°)	4358.6	46.0			
FH (60°-80°)	3115.3	32.9			G2/5000
FVH (80°-90°)	137.5	1.5			G2/225
BL (0°-30°)	238.9	2.5	B1/500		
BM (30°-60°)	441.4	4.7	B1/1000		
BH (60°-80°)	229.8	2.4	B1/500		G1/500
BVH (80°-90°)	12.9	0.1			G1/100
UL (90°-100°)	0.0	0.0		U0/0	
UH (100°-180°)	0.0	0.0		U0/0	

BUG Rating: B1-U0-G2

Type III Short





REPORT NUMBER: P868582

CATALOG NUMBER: EMM2-HTN-SA2C-750-U-T3-HSS

CANDELA DISTRIBUTION (FULL):

	0°	5°	15°	25°	35°	45°	55°	64°	65°	75°	85°
0°	1171.8	1171.8	1171.8	1171.8	1171.8	1171.8	1171.8	1171.8	1171.8	1171.8	1171.8
2.5°	1369.4	1358.6	1366.7	1347.8	1326.1	1309.9	1277.4	1250.3	1247.6	1220.6	1190.8
5°	1631.9	1596.7	1599.4	1561.6	1515.5	1466.8	1415.4	1347.8	1347.8	1282.8	1215.1
7.5°	1867.4	1862.0	1837.6	1778.1	1723.9	1648.2	1553.4	1466.8	1447.9	1347.8	1242.2
10°	2094.7	2086.6	2064.9	2018.9	1926.9	1843.0	1723.9	1594.0	1569.7	1426.2	1274.7
12.5°	2276.0	2278.7	2254.4	2216.5	2135.3	2035.2	1878.2	1715.8	1694.2	1502.0	1307.2
15°	2435.7	2433.0	2427.6	2395.1	2316.6	2224.6	2040.6	1851.1	1816.0	1583.2	1339.6
17.5°	2557.5	2552.1	2541.2	2514.2	2476.3	2387.0	2211.1	1994.6	1964.8	1677.9	1377.5
20°	2592.7	2590.0	2590.0	2608.9	2592.7	2538.5	2381.6	2143.4	2110.9	1778.1	1428.9
22.5°	2657.6	2654.9	2652.2	2671.2	2682.0	2676.6	2541.2	2295.0	2265.2	1894.4	1493.9
25°	2741.5	2736.1	2728.0	2746.9	2760.5	2792.9	2700.9	2473.6	2438.4	2029.8	1558.8
27.5°	2852.5	2857.9	2847.1	2844.4	2844.4	2863.3	2841.7	2633.3	2600.8	2159.7	1634.6
30°	2998.6	3006.7	2987.8	2974.3	2949.9	2947.2	2952.6	2811.9	2765.9	2300.4	1713.1
32.5°	3142.1	3150.2	3139.3	3120.4	3058.2	3033.8	3055.5	2963.4	2933.7	2454.6	1813.2
35°	3258.4	3277.4	3277.4	3239.5	3152.9	3139.3	3174.5	3112.3	3090.6	2636.0	1932.3
37.5°	3415.4	3426.2	3415.4	3345.0	3236.8	3253.0	3307.1	3269.3	3255.7	2830.8	2073.1
40°	3751.0	3764.5	3694.1	3526.4	3353.1	3372.1	3466.8	3445.2	3423.5	3023.0	2203.0
42.5°	4219.2	4186.7	4173.2	3799.7	3531.8	3520.9	3640.0	3610.2	3607.5	3217.8	2322.0
45°	4527.7	4538.5	4470.9	4116.3	3907.9	3705.0	3832.2	3821.3	3799.7	3415.4	2465.5
47.5°	4741.5	4717.1	4549.3	4378.8	4419.4	3945.8	4046.0	4073.0	4059.5	3640.0	2641.4
50°	4830.8	4806.4	4695.5	4581.8	4630.5	4221.9	4265.2	4354.5	4341.0	3867.4	2790.2
52.5°	4719.8	4690.1	4698.2	4728.0	4703.6	4438.4	4535.8	4676.5	4660.3	4132.6	2963.4
55°	4013.5	4092.0	4395.1	4698.2	4690.1	4603.5	4825.4	5031.1	4998.6	4408.6	3112.3
57.5°	3236.8	3280.1	3664.4	4484.4	4646.8	4741.5	5155.6	5410.0	5399.1	4684.7	3247.6
60°	2573.7	2619.7	2912.0	4040.6	4546.6	4884.9	5493.9	5829.4	5818.6	4963.4	3345.0
62.5°	2046.0	2046.0	2305.8	3401.9	4354.5	4968.8	5761.8	6251.6	6232.7	5188.0	3369.4
65°	1472.2	1491.2	1686.0	2736.1	4043.3	4947.2	5891.7	6552.0	6541.2	5315.2	3318.0
67.5°	1087.9	1109.6	1239.5	2051.4	3583.2	4730.7	5772.6	6619.7	6625.1	5317.9	3150.2
70°	849.8	855.2	952.6	1426.2	2936.4	4248.9	5326.1	6395.1	6395.1	5185.3	2901.2
72.5°	646.8	652.2	736.1	971.6	2162.4	3512.8	4657.6	5799.7	5840.3	4833.5	2533.1
75°	500.7	511.5	568.3	698.2	1355.9	2497.9	3826.8	4749.6	4860.6	4151.5	2086.6
77.5°	387.0	397.8	443.8	511.5	790.2	1539.9	2690.1	3550.7	3650.8	3269.3	1610.3
80°	311.2	316.6	346.4	384.3	479.0	793.0	1642.7	2332.9	2362.6	2221.9	1066.3
82.5°	143.4	154.3	186.7	211.1	238.2	368.1	700.9	863.3	901.2	882.3	438.4
85°	16.2	16.2	18.9	21.7	24.4	37.9	48.7	43.3	43.3	51.4	46.0
87.5°	0.0	0.0	0.0	2.7	5.4	5.4	8.1	8.1	8.1	8.1	8.1
90°	0.0	0.0	0.0	0.0	0.0	0.0	0.0	0.0	0.0	0.0	0.0



REPORT NUMBER: P868582

CATALOG NUMBER: EMM2-HTN-SA2C-750-U-T3-HSS

CANDELA DISTRIBUTION (continued):

	90°	95°	105°	115°	125°	135°	145°	155°	165°	175°	180°
0°	1171.8	1171.8	1171.8	1171.8	1171.8	1171.8	1171.8	1171.8	1171.8	1171.8	1171.8
2.5°	1174.5	1155.6	1120.4	1090.7	1063.6	1036.5	1023.0	990.5	982.4	987.8	968.9
5°	1180.0	1142.1	1069.0	1001.3	944.5	890.4	844.4	795.7	784.8	768.6	760.5
7.5°	1188.1	1131.2	1017.6	912.0	825.4	746.9	690.1	652.2	622.5	614.3	611.6
10°	1198.9	1117.7	960.7	828.1	709.1	627.9	576.4	549.4	538.6	530.4	533.1
12.5°	1207.0	1104.2	906.6	733.4	617.0	544.0	519.6	498.0	492.6	489.8	489.8
15°	1217.9	1090.7	841.7	649.5	538.6	495.3	470.9	462.8	462.8	460.1	460.1
17.5°	1231.4	1079.8	787.5	584.6	492.6	452.0	441.1	430.3	430.3	430.3	427.6
20°	1258.4	1074.4	738.8	530.4	452.0	424.9	408.7	400.5	397.8	395.1	395.1
22.5°	1285.5	1074.4	684.7	489.8	424.9	395.1	378.9	370.8	368.1	368.1	368.1
25°	1323.4	1071.7	641.4	454.7	400.5	365.4	349.1	341.0	335.6	335.6	332.9
27.5°	1366.7	1071.7	603.5	427.6	373.5	338.3	319.3	311.2	303.1	303.1	300.4
30°	1410.0	1077.1	571.0	406.0	346.4	313.9	289.6	278.8	273.3	270.6	270.6
32.5°	1466.8	1093.4	549.4	389.7	322.1	289.6	265.2	254.4	249.0	246.3	246.3
35°	1553.4	1134.0	552.1	381.6	305.8	267.9	243.6	230.0	227.3	227.3	224.6
37.5°	1645.5	1171.8	560.2	376.2	289.6	251.7	227.3	213.8	211.1	211.1	211.1
40°	1723.9	1204.3	571.0	373.5	276.0	235.5	213.8	203.0	197.6	197.6	197.6
42.5°	1802.4	1223.3	573.7	365.4	267.9	221.9	203.0	192.1	186.7	189.4	189.4
45°	1880.9	1236.8	565.6	354.5	259.8	211.1	192.1	181.3	175.9	175.9	175.9
47.5°	1975.6	1266.6	552.1	338.3	254.4	203.0	181.3	170.5	167.8	167.8	167.8
50°	2070.3	1290.9	541.3	319.3	240.9	192.1	173.2	159.7	157.0	157.0	157.0
52.5°	2148.8	1301.7	527.7	295.0	227.3	181.3	162.4	148.8	143.4	143.4	143.4
55°	2208.4	1304.5	508.8	276.0	208.4	170.5	151.6	138.0	132.6	129.9	129.9
57.5°	2257.1	1301.7	489.8	257.1	192.1	157.0	138.0	127.2	119.1	116.4	116.4
60°	2284.1	1293.6	462.8	232.7	170.5	143.4	127.2	113.7	108.3	105.5	105.5
62.5°	2267.9	1272.0	424.9	194.9	154.3	129.9	116.4	105.5	97.4	94.7	94.7
65°	2192.1	1228.7	376.2	159.7	138.0	116.4	105.5	94.7	83.9	81.2	81.2
67.5°	2059.5	1155.6	311.2	135.3	127.2	105.5	94.7	83.9	75.8	70.4	70.4
70°	1875.5	1058.2	243.6	116.4	113.7	97.4	86.6	75.8	67.7	62.2	62.2
72.5°	1613.0	898.5	181.3	100.1	100.1	89.3	78.5	70.4	62.2	56.8	56.8
75°	1304.5	679.3	138.0	92.0	89.3	81.2	70.4	62.2	56.8	51.4	51.4
77.5°	952.6	452.0	113.7	83.9	83.9	73.1	65.0	56.8	51.4	48.7	48.7
80°	579.2	259.8	81.2	65.0	65.0	62.2	54.1	48.7	46.0	40.6	37.9
82.5°	235.5	100.1	43.3	32.5	32.5	29.8	18.9	16.2	16.2	16.2	13.5
85°	24.4	16.2	10.8	8.1	8.1	8.1	5.4	5.4	5.4	5.4	5.4
87.5°	8.1	8.1	5.4	5.4	5.4	5.4	2.7	2.7	2.7	2.7	2.7
90°	0.0	0.0	0.0	0.0	0.0	0.0	0.0	0.0	0.0	0.0	0.0

LM-79-2019: Approved Method: Electrical and Photometric Measurements of Solid-State Lighting Products

Report Prepared for

Cooper Lighting Solutions

Streetworks

Report Number: SP1-2407-157-6

Test Date: 08/07/2024

Luminaire Tested: MEM2-HTN-SA-40-750-U-5WQ-2

Data in this report applies to families of products including MEM2-HTN-SA-40-750-U-5WQ-2

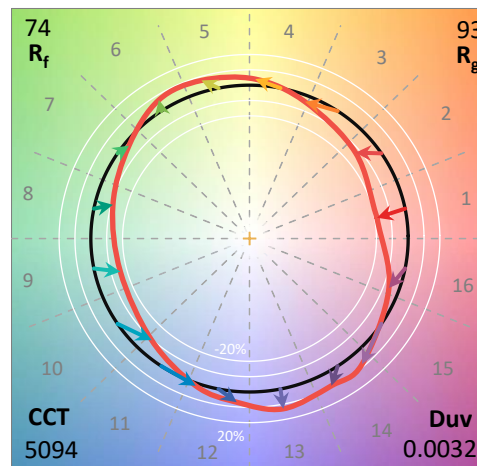
Test Information

Test Method: LM-79-2019
 Report Number: SP1-2407-157-6
 Test Lab: COOPER LIGHTING SOLUTIONS
 Photometer: SP1 - 76IN SPHERE
 Measurement Geometry: 4π
 Issue Date: 08/20/2024
 Manufacturer: COOPER LIGHTING SOLUTIONS
 Product Line: Streetworks
 Catalog Number: **MEM2-HTN-SA-40-750-U-5WQ-2**
 Description: Epic Modern Light Square 40W 5WQ Optic and Flare Trim

Spectral Parameters

CCT (K): 5094
 CIE u': 0.2082
 CIE v': 0.4867
 Duv: 0.0032
 CIE x: 0.3430
 CIE y: 0.3564
 CIE z: 0.3006
 Peak Wavelength (nm): 451
 Dominant Wavelength (nm): 568
 Purity: 9.86439
 Rf: 73.7
 Rg: 93

CRI (Ra):	72.0		
R1:	68.6	R9:	-39.6
R2:	78.1	R10:	47.6
R3:	84.6	R11:	68.2
R4:	71.6	R12:	41.4
R5:	69.6	R13:	70.4
R6:	69.4	R14:	91.4
R7:	80.9	R15:	61.4
R8:	53.1		



Test Conditions

Stabilization Time: 20M
 Operation Time: 1H 20M
 Sphere Temperature (°C): 24.2

REPORT NUMBER: SP1-2407-157-6

Measurement and Test Equipment			
Instrument	Identification Number	Calibration Date	Calibration Due Date
Photometer	IN0058	6/18/2024	12/18/2024
Power Meter	INXT2011004	2/8/2024	2/8/2025
AC Power Source	IN0063	10/24/2023	10/24/2024
DC Power Source	IN0208	10/24/2023	10/24/2024
Sphere Thermometer	IN0085	10/24/2023	10/24/2024
Room Thermometer	IN0046	10/24/2023	10/24/2024

REPORT NUMBER: SP1-2407-157-6

CIE 1931 Chromaticity Diagram



CIE 1931 Chromaticity Diagram with 2017 ANSI 7-Step and 4-Step Quadrangles



Point lies inside the ANSI 5000K 4-step quadrangle

REPORT NUMBER: SP1-2407-157-6

Photopic Flux vs. Wavelength



Photopic Lumens: NR

λ (nm)	Power W [^] /nm	Lumens (φ/nm)	λ (nm)	Power W [^] /nm	Lumens (φ/nm)	λ (nm)	Power W [^] /nm	Lumens (φ/nm)	λ (nm)	Power W [^] /nm	Lumens (φ/nm)	λ (nm)	Power W [^] /nm	Lumens (φ/nm)
360	0	NR	490	114	NR	620	361	NR	750	9	NR	880	0	NR
365	0	NR	495	145	NR	625	326	NR	755	8	NR	885	0	NR
370	0	NR	500	197	NR	630	294	NR	760	7	NR	890	0	NR
375	0	NR	505	259	NR	635	261	NR	765	6	NR	895	0	NR
380	0	NR	510	319	NR	640	232	NR	770	5	NR	900	0	NR
385	0	NR	515	373	NR	645	204	NR	775	4	NR	905	0	NR
390	0	NR	520	414	NR	650	179	NR	780	4	NR	910	0	NR
395	1	NR	525	445	NR	655	157	NR	785	3	NR	915	0	NR
400	3	NR	530	465	NR	660	136	NR	790	3	NR	920	0	NR
405	5	NR	535	482	NR	665	118	NR	795	2	NR	925	0	NR
410	9	NR	540	493	NR	670	102	NR	800	2	NR	930	0	NR
415	18	NR	545	505	NR	675	87	NR	805	2	NR	935	0	NR
420	36	NR	550	515	NR	680	75	NR	810	2	NR	940	0	NR
425	72	NR	555	527	NR	685	65	NR	815	1	NR	945	0	NR
430	134	NR	560	540	NR	690	56	NR	820	1	NR	950	0	NR
435	242	NR	565	550	NR	695	48	NR	825	1	NR	955	0	NR
440	407	NR	570	557	NR	700	41	NR	830	1	NR	960	0	NR
445	684	NR	575	561	NR	705	35	NR	835	1	NR	965	0	NR
450	988	NR	580	559	NR	710	30	NR	840	1	NR	970	0	NR
455	828	NR	585	551	NR	715	26	NR	845	1	NR	975	0	NR
460	473	NR	590	537	NR	720	22	NR	850	1	NR	980	0	NR
465	333	NR	595	516	NR	725	19	NR	855	0	NR	985	0	NR
470	232	NR	600	491	NR	730	16	NR	860	0	NR	990	0	NR
475	146	NR	605	461	NR	735	14	NR	865	0	NR	995	0	NR
480	113	NR	610	429	NR	740	12	NR	870	0	NR	1000	0	NR
485	106	NR	615	395	NR	745	10	NR	875	0	NR			

REPORT NUMBER: SP1-2407-157-6

Scotopic Flux vs. Wavelength



Scotopic Lumens: NR

S/P: 1.81

λ (nm)	Power W [^] /nm	Lumens (ϕ /nm)	λ (nm)	Power W [^] /nm	Lumens (ϕ /nm)	λ (nm)	Power W [^] /nm	Lumens (ϕ /nm)	λ (nm)	Power W [^] /nm	Lumens (ϕ /nm)	λ (nm)	Power W [^] /nm	Lumens (ϕ /nm)
360	0	NR	490	114	NR	620	361	NR	750	9	NR	880	0	NR
365	0	NR	495	145	NR	625	326	NR	755	8	NR	885	0	NR
370	0	NR	500	197	NR	630	294	NR	760	7	NR	890	0	NR
375	0	NR	505	259	NR	635	261	NR	765	6	NR	895	0	NR
380	0	NR	510	319	NR	640	232	NR	770	5	NR	900	0	NR
385	0	NR	515	373	NR	645	204	NR	775	4	NR	905	0	NR
390	0	NR	520	414	NR	650	179	NR	780	4	NR	910	0	NR
395	1	NR	525	445	NR	655	157	NR	785	3	NR	915	0	NR
400	3	NR	530	465	NR	660	136	NR	790	3	NR	920	0	NR
405	5	NR	535	482	NR	665	118	NR	795	2	NR	925	0	NR
410	9	NR	540	493	NR	670	102	NR	800	2	NR	930	0	NR
415	18	NR	545	505	NR	675	87	NR	805	2	NR	935	0	NR
420	36	NR	550	515	NR	680	75	NR	810	2	NR	940	0	NR
425	72	NR	555	527	NR	685	65	NR	815	1	NR	945	0	NR
430	134	NR	560	540	NR	690	56	NR	820	1	NR	950	0	NR
435	242	NR	565	550	NR	695	48	NR	825	1	NR	955	0	NR
440	407	NR	570	557	NR	700	41	NR	830	1	NR	960	0	NR
445	684	NR	575	561	NR	705	35	NR	835	1	NR	965	0	NR
450	988	NR	580	559	NR	710	30	NR	840	1	NR	970	0	NR
455	828	NR	585	551	NR	715	26	NR	845	1	NR	975	0	NR
460	473	NR	590	537	NR	720	22	NR	850	1	NR	980	0	NR
465	333	NR	595	516	NR	725	19	NR	855	0	NR	985	0	NR
470	232	NR	600	491	NR	730	16	NR	860	0	NR	990	0	NR
475	146	NR	605	461	NR	735	14	NR	865	0	NR	995	0	NR
480	113	NR	610	429	NR	740	12	NR	870	0	NR	1000	0	NR
485	106	NR	615	395	NR	745	10	NR	875	0	NR			

REPORT NUMBER: SP1-2407-157-6

Melanopic Flux vs. Wavelength



Melanopic Lumens: NR

M/P: 3.73

λ (nm)	Power W [^] /nm	Lumens (φ/nm)	λ (nm)	Power W [^] /nm	Lumens (φ/nm)	λ (nm)	Power W [^] /nm	Lumens (φ/nm)	λ (nm)	Power W [^] /nm	Lumens (φ/nm)	λ (nm)	Power W [^] /nm	Lumens (φ/nm)
360	0	NR	490	114	NR	620	361	NR	750	9	NR	880	0	NR
365	0	NR	495	145	NR	625	326	NR	755	8	NR	885	0	NR
370	0	NR	500	197	NR	630	294	NR	760	7	NR	890	0	NR
375	0	NR	505	259	NR	635	261	NR	765	6	NR	895	0	NR
380	0	NR	510	319	NR	640	232	NR	770	5	NR	900	0	NR
385	0	NR	515	373	NR	645	204	NR	775	4	NR	905	0	NR
390	0	NR	520	414	NR	650	179	NR	780	4	NR	910	0	NR
395	1	NR	525	445	NR	655	157	NR	785	3	NR	915	0	NR
400	3	NR	530	465	NR	660	136	NR	790	3	NR	920	0	NR
405	5	NR	535	482	NR	665	118	NR	795	2	NR	925	0	NR
410	9	NR	540	493	NR	670	102	NR	800	2	NR	930	0	NR
415	18	NR	545	505	NR	675	87	NR	805	2	NR	935	0	NR
420	36	NR	550	515	NR	680	75	NR	810	2	NR	940	0	NR
425	72	NR	555	527	NR	685	65	NR	815	1	NR	945	0	NR
430	134	NR	560	540	NR	690	56	NR	820	1	NR	950	0	NR
435	242	NR	565	550	NR	695	48	NR	825	1	NR	955	0	NR
440	407	NR	570	557	NR	700	41	NR	830	1	NR	960	0	NR
445	684	NR	575	561	NR	705	35	NR	835	1	NR	965	0	NR
450	988	NR	580	559	NR	710	30	NR	840	1	NR	970	0	NR
455	828	NR	585	551	NR	715	26	NR	845	1	NR	975	0	NR
460	473	NR	590	537	NR	720	22	NR	850	1	NR	980	0	NR
465	333	NR	595	516	NR	725	19	NR	855	0	NR	985	0	NR
470	232	NR	600	491	NR	730	16	NR	860	0	NR	990	0	NR
475	146	NR	605	461	NR	735	14	NR	865	0	NR	995	0	NR
480	113	NR	610	429	NR	740	12	NR	870	0	NR	1000	0	NR
485	106	NR	615	395	NR	745	10	NR	875	0	NR			

Summary

$R_f = 73.7$
 $R_g = 93$
 $CIE R_a = 72.0$
 $R_9 = -39.6$



Color Vector Graphics



Individual Sample Fidelity Index ($R_{f,i}$)

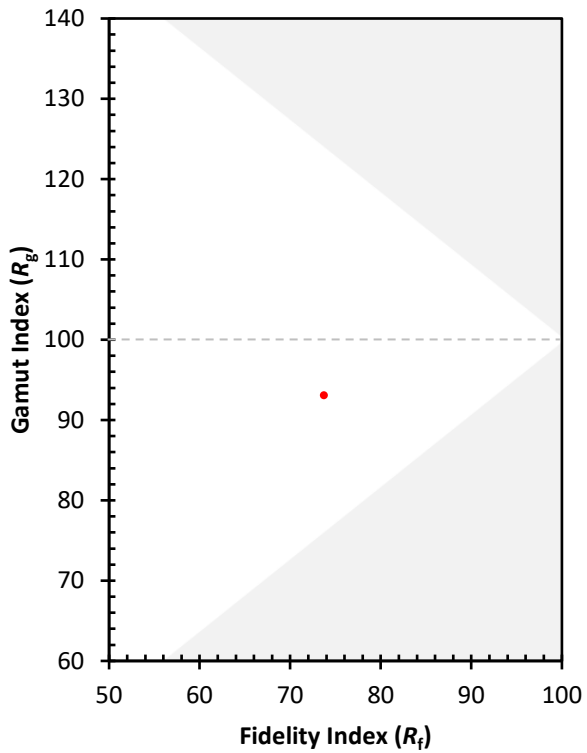
CES01 = 85	CES26 = 62	CES51 = 90	CES76 = 50
CES02 = 59	CES27 = 88	CES52 = 89	CES77 = 67
CES03 = 30	CES28 = 80	CES53 = 79	CES78 = 53
CES04 = 69	CES29 = 69	CES54 = 84	CES79 = 80
CES05 = 46	CES30 = 88	CES55 = 83	CES80 = 77
CES06 = 50	CES31 = 72	CES56 = 74	CES81 = 78
CES07 = 38	CES32 = 62	CES57 = 73	CES82 = 90
CES08 = 38	CES33 = 82	CES58 = 73	CES83 = 90
CES09 = 29	CES34 = 69	CES59 = 86	CES84 = 85
CES10 = 72	CES35 = 83	CES60 = 88	CES85 = 77
CES11 = 56	CES36 = 87	CES61 = 82	CES86 = 75
CES12 = 61	CES37 = 78	CES62 = 81	CES87 = 76
CES13 = 41	CES38 = 98	CES63 = 73	CES88 = 81
CES14 = 74	CES39 = 96	CES64 = 63	CES89 = 72
CES15 = 70	CES40 = 91	CES65 = 60	CES90 = 80
CES16 = 46	CES41 = 96	CES66 = 56	CES91 = 71
CES17 = 49	CES42 = 79	CES67 = 53	CES92 = 58
CES18 = 55	CES43 = 78	CES68 = 63	CES93 = 74
CES19 = 71	CES44 = 99	CES69 = 72	CES94 = 52
CES20 = 63	CES45 = 86	CES70 = 55	CES95 = 64
CES21 = 85	CES46 = 85	CES71 = 46	CES96 = 76
CES22 = 77	CES47 = 89	CES72 = 82	CES97 = 86
CES23 = 91	CES48 = 80	CES73 = 45	CES98 = 76
CES24 = 90	CES49 = 83	CES74 = 90	CES99 = 62
CES25 = 71	CES50 = 89	CES75 = 48	



Color Rendition by Hue-Angle Bin



Measure Comparisons



(END OF REPORT)